

TYPE: _____

CATALOG #: _____

NOTES: _____





FPDL32 Series

Convert new or existing fluorescent fixtures
into emergency lighting units 500 lumen
emergency ballast

Features

- Low profile steel housing contains, battery, battery charger, transfer circuit and high frequency inverter
 - Optional end caps available
 - Operating temperature 68°F to 122°F (20°C to 50°C)
 - Internal or external mounting to a fluorescent fixture
 - One 17-40W (2'-4') T8, T10, T12 or one 28W (2'-4') T5, T8, 40W Biac (Long CFL), or 50W Biac (Long CFL) fluorescent lamp
 - (1) Lamp 375-500 Lumens
 - Can be wired to operate switched, un-switched or normally off fixtures without affecting normal operation
 - Will cold start and illuminate lamps
 - Fully Automatic solid state charger
 - High capacity, automatic, dust-tight instantaneous transfer relay
 - Low voltage disconnect prevents over discharge of battery
 - Automatic brownout protection
 - Battery connector prevents battery discharge during installation
 - Red charger monitor LED indicates charging of the battery and AC present
 - Momentary test switch allows for quick operational check of entire system
 - Nickel-Cadmium battery
 - Provides 90 minutes of emergency operation
 - Dual voltage 120/277VAC, 2.5W
 - UL924 Listed
 - Damp location listed
 - 3-year limited warranty
- Detailed warranty terms located at: www.emergi-lite.com/usa/files/EL_Warranty.pdf

Accessories (order as a separate item)

	External mounting kit includes wire bundle cover	071139-E
	Remote Test Switch (Metal faceplate)	RTS
	Remote Test Switch (Plastic faceplate)	RTS-1
	Recommended for inaccessible locations. Test switch and charging indicator on a single mounting plate.	 Charging Indicator Light Push Button Test Switch
	Replacement Test Switch	TBTSP-E

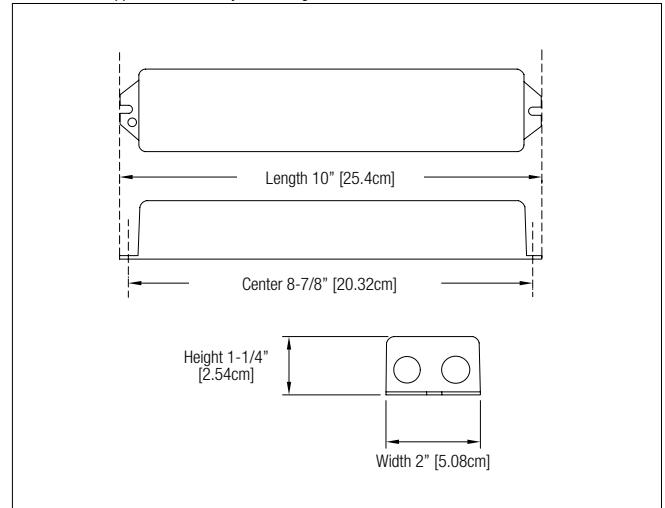
Ordering Format

SERIES
FPDL32

EXAMPLE: **FPDL32**

Dimensions

Dimensions are approximate and subject to change.



Compatible Lamp Chart

LAMP	VOLTAGE	WATTAGE	INITIAL LUMEN
			1-LAMP
F17 T8	120/277V	17	450
F28 T8		28	460
F32 T8		32	475
28W T5		28	500
F15 T12		15	375
F20 T12		20	425
F40 T12		40	450
40W Long Compact		40	450
40W Circling		40	450