



EL-2LED Series

Low energy and low maintenance for moderate budget application

Minimalist contemporary look in a compact design, offering easy installation and LED technology. Offered in a family concept, with Exit Combination units and remote. Comes standard with remote capacity sufficient for one double head fixture.

Standard Features

- Fully adjustable LED glare-free heads
- 3.6V-3.6W long-life LED illumination with life expectancy of 50,000 hrs

Construction

- Injection-molded, UV stabilized thermoplastic
- UL94, 5VA flame rated body
- Snap-together design
- Corrosion and scratch-resistant in mist white color

Electrical

- Automatic, temperature compensated, pulse type charger
- High capacity, automatic, dust-tight instantaneous transfer relay
- Low voltage disconnect prevents over discharge of battery
- Automatic brownout protection
- Battery lock-out prevents discharge during installation
- Sealed maintenance free 3.6V Nickel-Metal Hydride battery
- Red charger monitor LED indicates charging of the battery
- Momentary test switch allows for quick operational check of entire system

Installation

- Ceiling or wall mount
- Rear keyhole slots and universal knock-outs to mount to any standard 4" junction box

Listings

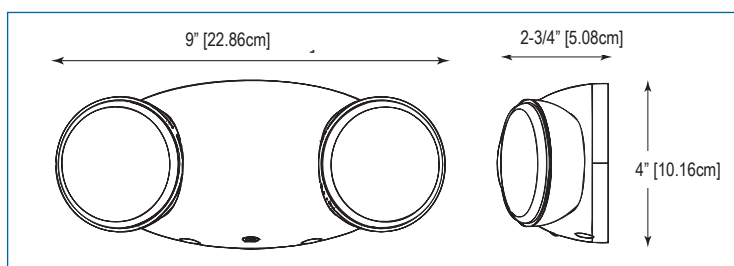
- UL Listed to UL924 standards
- Damp location listing is standard (68° F to 86° F)

Warranty

- 3 year full warranty, excluding lamps and fuses

Outline and Dimensions

Dimensions are approximate and subject to change.



Power Consumption

Model	Current (A) / Power (W)	
EL-2LEDR	120VAC, 60Hz	277VAC, 60Hz
	0.191/0.92	0.129/1.62

How to Order - Battery Unit (example)

EL	-2LED	Options
Series EL	Lamp Option -2LED= round LED array	R= one double head dedicated remote Note: remote capacity can only be used to power the EF43D or EF44D remote fixtures or to extend the battery units emergency run time beyond the standard 90 minutes.

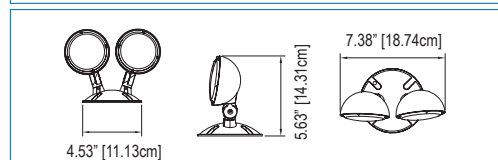
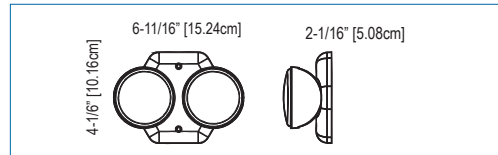


EF43D and EF44D

Dedicated indoor and outdoor remotes applying the same style and LED technology

Outline and Dimensions

Dimensions are approximate and subject to change.



How to Order - Remote Head (example)

EF43	D	-LED	Options
Series EF43= Indoor series EF44= Outdoor weather proof series	Number of Heads D= 2	Lamp -LED= round LED array	Blank= Indoor remote WP= Outdoor weather proof remote

Standard Features

- Plastic housing and high output LED lamp source only available in 2 heads configurations
- Can only be powered from the EL-2LED battery or ELXN400-LED Combo exit unit
- 3 year full warranty
- Internal or External applications, this remote fixture draws 3.6V, 3.6W for EF43D and 3.8W for EF44D unit remote