

PROJECT:	TYPE:
----------	-------

LOCATION:	CAT:
-----------	------



### Description

The Paver extrusion is designed for deeper recessed applications and can be used in drive-over areas. When fully sealed with neutral cure silicone sealant, the Paver can be used in outdoor recessed lighting applications as well.

### Features

- Extruded aluminum construction
- Use tape light, lens, and end caps to create a complete fixture (tape light and accessories sold separately)

### Mounting

Recess mount via construction adhesive, frost resistant/elastic ceramic glue, or mortar cement (For in-ground installations or for areas with exposure to moisture or heavy loads, special order products may be needed such as polystyrene foam board, sealants, or adhesives; please consult a professional installer)

### Applications


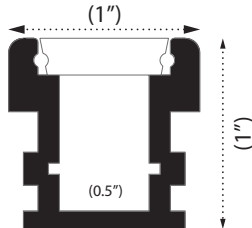
Recessed applications, drive-over areas, outdoor malls, parking lots

### Warranty

3 years

## Technical Information

### Profile Dimensions






## Ordering Information

Paver  
Extrusion

MODEL	TYPE	LENGTH
PE	PAVER	1M

**PE-PAVER-1M includes:**  
(1) 1M Paver extrusion

## Accessories

Image	Part Number	Description
	PE-PAVERLENS-1M	1 meter frosted polycarbonate lens for Helm extrusion; UV Resistant/Flame Retardant; Must be siliconed in place
	PE-PAVER-END	Polypropylene plastic end cap for Paver extrusion
	PE-PAVER-FEED	Polypropylene plastic end cap with hole for wire feed for Paver extrusion