

PROJECT: TYPE:

LOCATION: CAT:



Description

Specifically designed for flooring, the Helm is suitable for use with tile floors and other walk-over applications. When fully sealed with neutral cure silicone sealant, the Helm can be used in outdoor recessed lighting applications as well.

Features

- Extruded aluminum construction
- Use tape light, lens, and end caps to create a complete fixture (tape light and accessories sold separately)

Mounting

Recess mount via construction adhesive or frost resistant/elastic ceramic glue (For in-ground installations or for areas with exposure to moisture or heavy loads, special order products may be needed such as polystyrene foam board, sealants, or adhesives; please consult a professional installer)

Applications


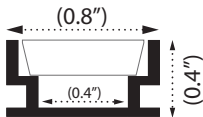
Recessed applications, walk-over areas, building facades, pathways, bathrooms, and pool areas

Warranty

3 years

Technical Information

Profile Dimensions






Ordering Information

Helm
Extrusion

MODEL	TYPE	LENGTH
PE	HELM	1M

PE-HELM-1M includes:
(1) 1M Helm extrusion

Accessories

Image	Part Number	Description
	PE-UVHELM-1M	1 meter frosted polycarbonate lens for Helm extrusion; UV Resistant/Flame Retardant; Must be siliconed in place
	PE-HELM-END	Polypropylene plastic end cap for Helm extrusion
	PE-HELM-FEED	Polypropylene plastic end cap with hole for wire feed for Helm extrusion