

PROJECT: TYPE:

LOCATION: CAT:



White

Alzak

Description

Versatile and affordable LED remodel downlight that includes a remote driver with attached junction box and spring loaded mounting clips for ease of installation

Features

- Metal core PCB with enhanced aluminum heat sink
- Remote driver with attached junction box
- Stamped aluminum trims with durable baked enamel finish
- Frosted polycarbonate lens diffuses light
- cETLus Listed for Type IC and wet locations

Mounting

Remodel: Spring loaded mounting clips for direct installation

Applications

General Lighting LED Remodel; new construction mounting plates available (sold separately)

Warranty

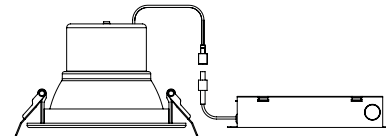
5 years

Technical Information



Size	4"	4"
Voltage	120V AC, 50/60Hz	120-277V AC
Finish	White	Alzak
CCT	3000K	4000K
Series	EM4-30-WH	EM4-40-AZ
Lumens	650Lm	700Lm
Wattage	8.3W	9W
CRI	92+	
Inset	Smooth	
Beam Angle	40°	37°
Dimming	10-100% (TRIAC, CL, ELV)	0-10V (120-277V)
Rating	Energy Star; cETLus Listed; Type IC; Wet location	
Rated Life	50,000 Hours	

Dimensions



EM4

- Trim Dia: 5.7" (145mm)
- Inner Trim Dia: 4" (104mm)
- Regression to lens: 1.85" (47mm)
- Lens Width: 2.6" (67mm)
- Overall Depth: 3.93" (100mm)
- Cut out Dia: 5" (127mm)

Junction Box

- Length: 5.94" (151mm)
- Width: 1.71" (43.5mm)
- Height: 1.14" (29mm)
- (1) 0.875" Knockout
- Wire compartment (40mm x 40mm)

Ordering Information

120V AC 60Hz EM Remodel

PRODUCT: **EM4** — CCT: **30** — FINISH: **WH**
EM4 = 4" Remodel Downlight 30 = 3000K WH = White

120-277V AC EM Remodel

PRODUCT: **EM4** — CCT: **40** — FINISH: **AZ**
EM4 = 4" Remodel Downlight 40 = 4000K AZ = Alzak

EM Series Remodel Downlights Include:

(1) Epiq Mag Remodel Downlight with remote driver + attached junction box and spring loaded mounting clips



Accessories

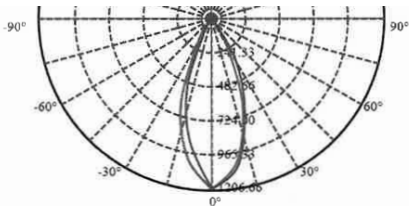
Image	Part Number	Description
	RP-EM4	4" Epiq-Mag Aluminum rough-in plate for new construction

Additional Information

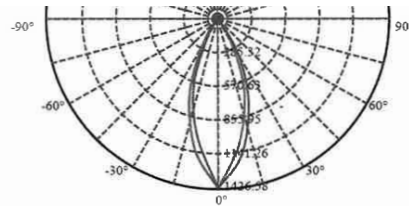
Model	Cut-out Size	Minimum Height Requirement	Location
EM4	5" (127mm)	4-15/16"	Indoor/Outdoor Dry, damp, or wet location

Photometrics

EM4-30-WH



EM4-40-AZ



NOTES
