



DL-PS-XX/24

LED POWER SUPPLIES
24V DC PLUG & PLAY SERIES

Type	
Project	
Catalog No.	



FEATURES

- Short-circuit protected
- 5 Year Warranty
- 120V plug and cord included
- Dimmable with LC-DIM Series

SPECIFICATIONS

Part Number	DL-PS-WP24/24	DL-PS-24/24	DL-PS-48/24	DL-PS-60/24	DL-PS-100/24	DL-PS-100/24-CL2
Input Voltage	100 – 240V AC	100 – 240V AC	100 – 240V AC	100 – 240V AC	100 – 240V AC	120V AC
Input Frequency	50/60Hz +/- 3Hz	50/60Hz +/- 3Hz	50/60Hz +/- 3Hz	50/60Hz +/- 3Hz	50/60Hz +/- 3Hz	50/60Hz +/- 3Hz
Output Voltage	24V DC	24V DC	24V DC	24V DC	24V DC	24V DC
Output Power	24W	24W	48W	60W	90W	96W
Rated Current	1.0A	1.0A	2.0A	2.5A	3.75A	4A
Min Load Current	0.0A	0.0A	0.05A	0.0A	0.0A	0.0A
Inrush Current max	Cold start 60A	Cold start 60A	Cold start 60A	Cold start 45A	70A/230V AC	Cold start 20A/115V AC
Efficiency	80%	80%	83.8%	80%	89.5%	87.5%
Weight	0.3 lbs	0.3 lbs	0.55 lbs	0.55 lbs	1 lbs	1.6 lbs
Housing	Plastic	Plastic	Plastic	Plastic	Plastic	Plastic
Input Wire	n/a	70 inch 18 AWG	70 inch 18 AWG	70 inch 18 AWG	64 inch 18 AWG	70 inch 18 AWG
Output Wire	96 inch 22 AWG	96 inch 22 AWG	96 inch 20 AWG	96 inch 18 AWG	46 inch 16 AWG	46 inch 18 AWG
Operating Temp *	32°F – 95°F	32°F – 95°F	32°F – 95°F	32°F – 77°F	32°F – 104°F	-22°F – 122°F
Operating Humidity	10% – 90% RH	10% – 90% RH	10% – 90% RH	10% – 90% RH	20% – 90% RH	20% – 95% RH
MTBF †	50k hrs	50k hrs	50k hrs	50k hrs	348k hrs	303k hrs
Environment	Indoor, Dry	Indoor, Dry	Indoor, Dry	Indoor, Dry	Indoor, Dry	Indoor, Dry, Damp
Protection	Over voltage Over current	Over voltage Over current	Over voltage Over current	Over voltage Over current	Overload Over voltage Over temperature	Over voltage Over current Over temperature
Certifications	c-UL-us Listed LPS	c-UL-us Listed LPS	c-UL-us Listed LPS	c-UL-us Listed LPS	c-UL-us Listed LPS	c-UL-us Listed Class 2

* Exceeding the operating temperature values may damage the power supply and/or the LEDs by reducing the lifespan, lumen output, and/or adversely impact color consistency. It is recommended adequate airflow and heatsinking be taken into consideration in the installation and application of this product. Improper thermal management may lead to premature product failure and void the warranty.

† At 77°F ambient

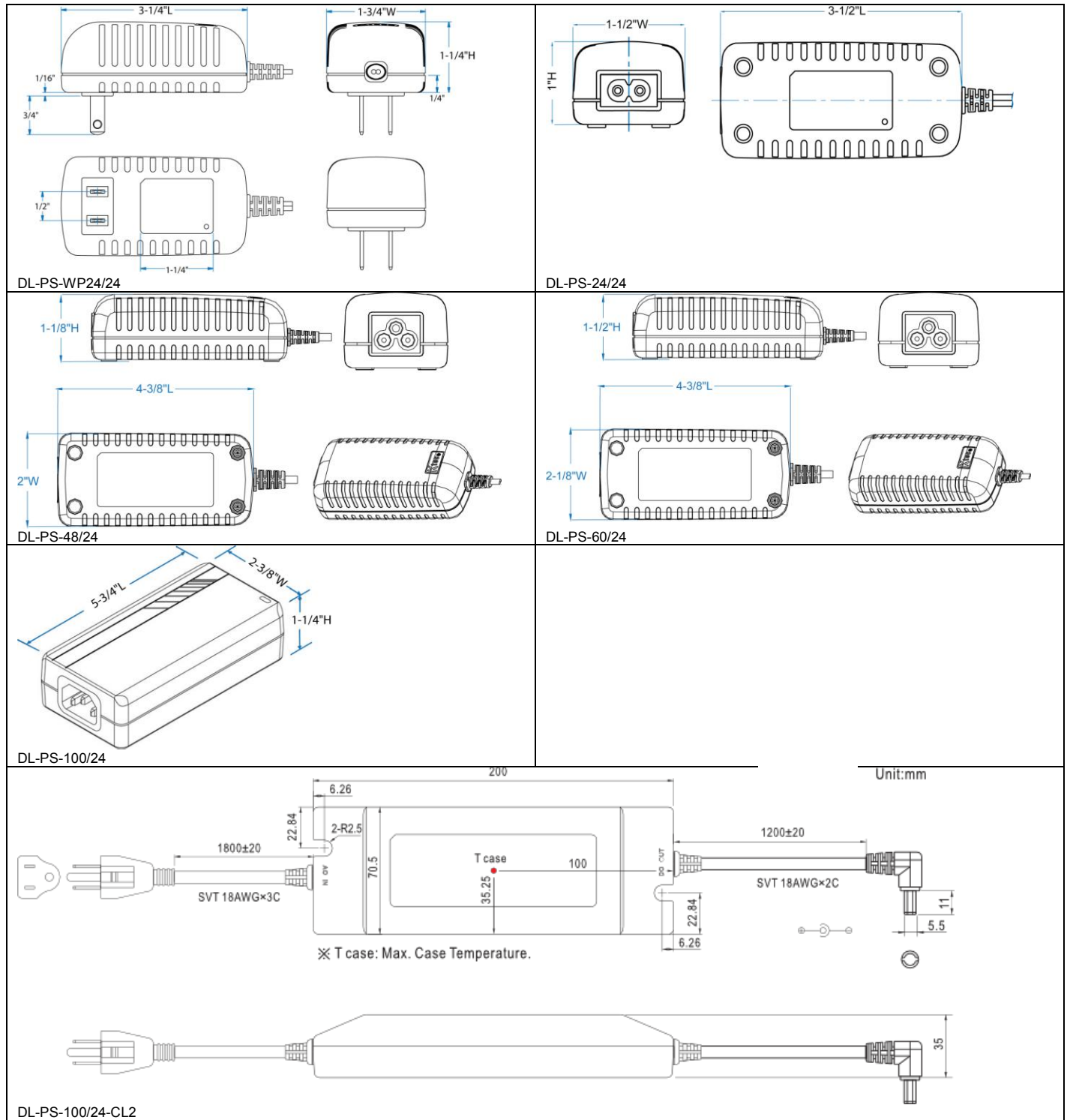


DL-PS-XX/24

LED POWER SUPPLIES
24V DC PLUG & PLAY SERIES

Type	
Project	
Catalog No.	

DIMENSIONS










DL-PS-XX/24

LED POWER SUPPLIES
24V DC PLUG & PLAY SERIES

Type	
Project	
Catalog No.	

ACCESSORIES

	Part Number	Description
	DL-PS-2Y	2-way split power feed connects multiple home runs to a single power supply. Can be used with other splitters Feed: 7-1/2" L Connector Runs: 10-3/4" L
	DL-PS-3Y	3-way split power feed connects multiple home runs to a single power supply. Can be used with other splitters. Feed: 11-1/4" L Connector Runs: 12-1/4" L
	DL-PS-EXT48 DL-PS-EXT96	48" LED Driver extension cable 96" LED Driver extension cable
	DL-PS-PT-M	4" Male 2-wire controller input power connector for connecting plug and play power supplies to hard-wire equipment or lighting controllers.
	DL-PS-PT-F	12" Female 2-wire controller output power connector for connecting plug and play power supplies to hard-wire equipment or lighting controllers.