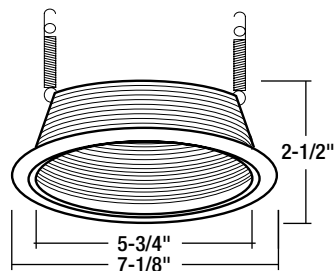


NTM-40 / NTM-41

Stepped Baffle with Ring

TRIM DIMENSIONS



Trim OD: 7-1/8" (Oversize: 7-3/4")
Aperture: 5-3/4"
Height: 2-1/2"

FEATURES

Trim

Precision spun 0.040 aluminum baffle insert with deep grooves to reduce aperture glare. Non-reflective painted finishes. Separate trim ring available in plastic or metal, may also be used with custom combination of ring finishes.

Mounting

Trim includes two coil springs that clip and securely hold the trim into the housing when installed. Replacement coil springs are available (NRA-22).

Compatible Housings

Compatible with Line Voltage and Compact Fluorescent housings. See individual specification sheets for more information.

Lamp

Line Voltage

100W BR40/PAR38 Maximum (NHIC-17/100DWQA)

150W BR40/PAR38 Maximum (NH-26Q; NHR-26Q)

Compact Fluorescent

(1) 13W-42W Triple Tube (NHPH-113SEL; NHPH-118SEL; NHPH-2642SEL; NHRPH-113SEL; NHRPH-118SEL; NHRPH-2642SEL)

(2) 13W-26W Quad Tube (NHPH-213SEL; NHPH-218SEL; NHPH-226SEL; NHRPH-213SEL; NHRPH-218SEL; NHRPH-226SEL)

Labels and Listings

cULus Listed for Damp Location when used with compatible housing
UL Classified for use with most manufacturer' housings

Stepped Baffle with Ring

- NTM-40:** Black Stepped Baffle with White Plastic Ring
- NTM-40/OV:** Black Stepped Baffle with Oversize White Plastic Ring
- NTM-40/2R:** Black Stepped Baffle with Two White Plastic Rings (Regular and Oversize)
- NTM-40B:** Black Stepped Baffle with Black Plastic Ring
- NTM-40C:** Black Stepped Baffle with Chrome Plastic Ring
- NTM-40G:** Black Stepped Baffle with Gold Plastic Ring
- NTM-40N:** Black Stepped Baffle with Natural Metal Ring
- NTM-41:** White Stepped Baffle with White Plastic Ring
- NTM-41/OV:** White Stepped Baffle with Oversize White Plastic Ring
- NTM-41/2R:** White Stepped Baffle with Two White Plastic Rings (Regular and Oversize)
- NTM-41BZ:** Bronze Stepped Baffle with Bronze Metal Ring
- NTM-41C:** White Stepped Baffle with Chrome Plastic Ring
- NTM-41CO:** Copper Stepped Baffle with Copper Metal Ring
- NTM-41G:** White Stepped Baffle with Gold Plastic Ring
- NTM-41N:** Natural Metal Stepped Baffle with Natural Metal Ring

NORALIGHTING.

Type

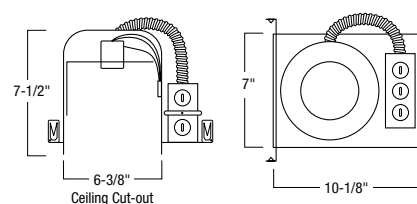
Project

Catalog No.

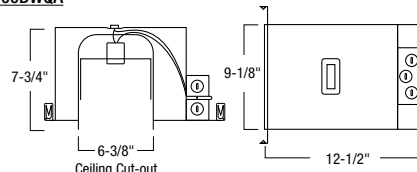
Lamp/Wattage

HOUSING DIMENSIONS

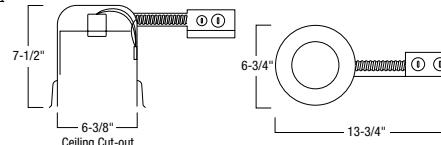
NH-26Q



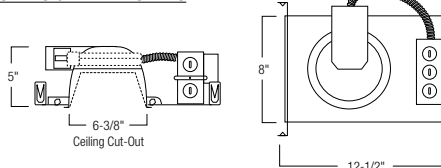
NHIC-17/100DWQA



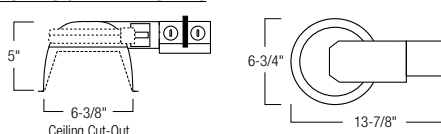
NHR-26Q



NHPH-1 SERIES / NHPH-2 SERIES



NHRPH-1 SERIES / NHRPH-2 SERIES



Compatible Housings

LINE VOLTAGE

Item Number	Installation Type	Dimensions
NH-26Q	Non-IC New Construction	W: 7" L: 10-1/8" H: 7-1/2"
NHIC-17/100DWQA	IC Double Wall Air-Tight New Construction	W: 9-1/8" L: 12-1/2" H: 7-3/4"
NHR-26Q	Non-IC Remodel Housing	W: 6-3/4" L: 13-3/4" H: 7-1/2"

COMPACT FLUORESCENT

NHPH-113SEL	Non-IC Shallow New Construction	W: 8" L: 12-1/2" H: 4-3/8"
NHPH-118SEL	Non-IC Shallow New Construction	W: 8" L: 12-1/2" H: 4-3/8"
NHPH-2642SEL	Non-IC Shallow New Construction	W: 8" L: 12-1/2" H: 4-3/8"
NHPH-213SEL	Non-IC Shallow New Construction	W: 8" L: 12-1/2" H: 4-3/8"
NHPH-218SEL	Non-IC Shallow New Construction	W: 8" L: 12-1/2" H: 4-3/8"
NHPH-226SEL	Non-IC Shallow New Construction	W: 8" L: 12-1/2" H: 4-3/8"
NHRPH-113SEL	Non-IC Shallow Remodel	W: 6-3/4" L: 13-7/8" H: 4-3/8"
NHRPH-118SEL	Non-IC Shallow Remodel	W: 6-3/4" L: 13-7/8" H: 4-3/8"
NHRPH-2642SEL	Non-IC Shallow Remodel	W: 6-3/4" L: 13-7/8" H: 4-3/8"
NHRPH-213SEL	Non-IC Shallow Remodel	W: 6-3/4" L: 13-7/8" H: 4-3/8"
NHRPH-218SEL	Non-IC Shallow Remodel	W: 6-3/4" L: 13-7/8" H: 4-3/8"
NHRPH-226SEL	Non-IC Shallow Remodel	W: 6-3/4" L: 13-7/8" H: 4-3/8"

NORALIGHTING.

6505 Gayhart St., Commerce, CA 90040
www.noralighting.com • Specifications subject to change without notice. © 2011
Phone: 800.686.6672 • FAX: 800.500.9955 • e-mail: nora@noralighting.com