

BZ-50 Universal Voltage Power Pack


High-efficiency switching
power supply

Overcurrent protection
(low-voltage)

Plenum rated

120/277VAC, 50/60Hz

Zero crossing for reliability
and increased product life



PROJECT

LOCATION/TYPE

Product Overview

Description

The BZ-50 Universal Voltage Power Pack provides 24 VDC operating voltage to WattStopper's low-voltage occupancy sensors. This device is constructed with environmentally friendly materials and is RoHS-compliant.

Operation

The BZ-50 consists of a high-efficiency switching power supply and a high-current relay. It has an input of 120/277 VAC, 50/60Hz, and an output of 24VDC, 225mA. It turns the connected load on and off automatically based on occupancy sensor input.

Plenum Rated

The BZ-50 Power Pack is comprised of Teflon-coated low-voltage leads and an ABS, UL 2043 and 94V-0 plastic resin enclosure that is plenum-rated. As a result, the BZ-50 does not require installation into the junction box, but can be cost-effectively installed directly into the plenum.

Applications

The BZ-50 Power Pack is designed to be flexible enough to control almost any lighting or HVAC load, such as lighting circuits, self-contained air conditioners, pumps, fans, motors, VAV systems, motorized damper controls and setback thermostats. The BZ-50 is well-suited for any application which requires high-voltage switching through low-voltage controls. By linking power packs and sensors, an almost unlimited number of configurations can be obtained.

Features

- Self-contained power supply relay system
- Efficient switching power supply providing optimized current output based on number of sensors
- LED indicates status of relay or if there is a low-voltage overcurrent
- RoHS-compliant
- Zero crossing circuitry for reliability and increased product life
- UL 2043 plenum rated for cost-effective installation
- 1/2" snap-in nipple attaches to standard electrical enclosures through 1/2" knockouts
- 14 AWG wires on the relay for 20A operation
- Qualifies for ARRA-funded public works projects

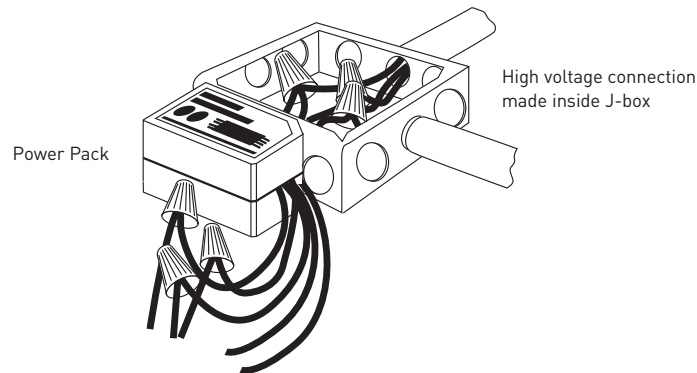


Specifications

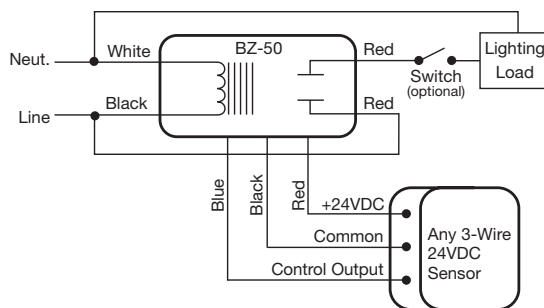
- 120/277VAC, 50/60Hz voltage input
- Secondary voltage of 24 VDC
- Secondary output of 225 mA (with relay connected)
- Low-voltage leads are rated for 300 volts
- UL-rated 94 V-0 grey plastic enclosure
- Dimensions: 1.6" x 2.75" x 1.6" (40.6mm x 69.9mm x 40.6mm) H x W x D with a 1/2" (12.7mm) snap-in nipple
- UL and cUL listed
- Five year warranty

System Layout & Wiring

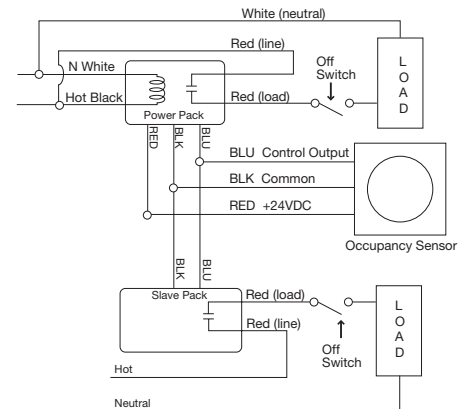
Installation Diagram



Wiring with Occupancy Sensor



Auxiliary Relay Pack with Sensor



Ordering Information

Catalog No.	Input Voltage	Load Ratings			Output
		Ballast(A)	Incan(A)	Motor(HP)	
<input type="checkbox"/> BZ-50	120/277VAC; 50/60Hz	20	20	1*	24 VDC; 225 mA**
<input type="checkbox"/> BZ-50-U					
<input type="checkbox"/> BZ-50-FTA					

*1 Hp rated at 120/250 VAC. **Output is 225 mA with relay connected.

Installation Notes

- 1) All WattStopper power packs should be installed in accordance with state, local, and national electrical codes and requirements.
- 2) Power packs are designed to attach to existing or new electrical enclosures with .5" 125.40mmJ knockout (check electrical codes in your area).
- 3) Most applications require UL-listed, 18-22 AWG, 3-conductor, Class 2 cables for low-voltage wiring. For plenum return ceilings use UL-listed plenum-approved cables.