

# KSP-100 SYSTEM UPDATE MANUAL

## SystemUpdate

**BMB International Corp.**

2013/12/1

# KSP-100 SYSTEM UPDATE MANUAL

## System Update

### Software Name

KSP-100\_SystemUpdate\_Ver201\_201312  
KSP-100\_PCEditor\_Ver2001\_201311

### Software Version

KSP-100\_SystemUpdate : Ver2.01  
KSP-100\_PCEditor : Ver2.0.0.1

### Release Date

1/December/2013

### System requirement

PC(Windows XP or later)

### Product Number

KSP-100

### Copyright Holder

BMB International corp.

### Important

Will not be able to start PC Editor when connecting KSP-100 (priorVersion1.02) and PC Editor (New Version2.0.0.1).

Can start PC Editor when connecting KSP-100(New Version2.01) and PC Editor (priorVersion1.0.0.0) ,but it will enable you to adjust the echo and EQ adjustment for 3,4 Microphone

Please always use both new versions of the PC Editor when upgrading KSP-100.

## Modification

### 1. Additional function Key control

Can now change the key control to 15 levels, from #7 ~ natural ~ ♭ 7.

#### 【How to operate the KSP-100】

From the **Top menu** press “**Exit Button**” using the **volume control** to adjust.

### 2. Modification of the setting item for Echo parameter

The major change allows adjusting the delay, reverb parameter etc,

### 3. Additional howling (Anti feedback) cancel function

Additional Diffuse Method which doesn't much affect the sound quality of the Microphone .

### 4. Sub-Woofer EQ-Adjustment

EQ for 4band of sub-woofer output, allowing different sound quality adjustment.

### 5. Separate EQ adjustment micro-phone input

EQ adjustment is now capable for each microphone group 1, 2 and 3, 4.

### 6. Input of Automatic ON/Off function for Hanamichi effect Microphone

When turning the Microphone on, Additional auto ON/OFF function use of the Hanamichi affect microphone.

When the microphone is off, the Hanamichi effect will automatically be turned off.

### 7. Modification of the scene, echo preset parameter

For the use of our BMB speaker, reference parameter adjustments have been made.

### 8. PC Editor (Version 2.0.0.1) operation, layout improvement

- Enlargement of EQ graphs.
- Allows you to directly input the number for each function level.
- Additional ON/OFF function for “Focus by cursor overlaps”  
ON mode/ for prior PC Editor equivalent for each function move the cursor to where you desire and can be easily adjusted.  
OFF mode/Move the cursor to the item you prefer to readjust then can easily adjust each function by a click.
- Can now re-boot PC Editor without connecting to a USB from KSP-100

## Set Up Instruction

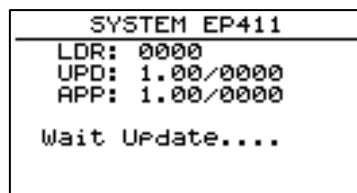
1. Unzip the downloaded file
2. Turn off KSP-100
3. Connect PC with USB



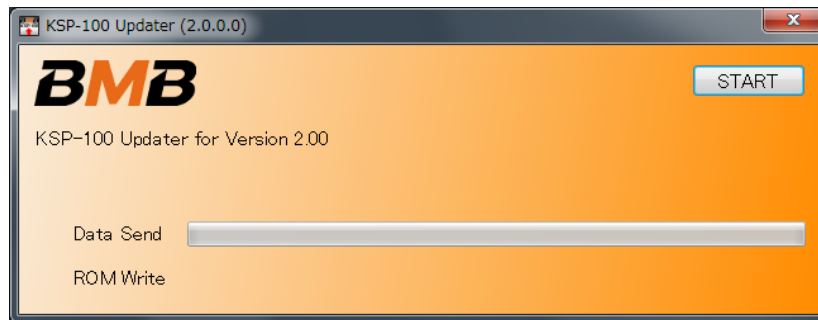
4. Power on KSP-100 with "MUSIC" and "OUTPUT" and "SELECT DOWN (∨)" buttons



5. The following screen will be shown when in System Update Mode

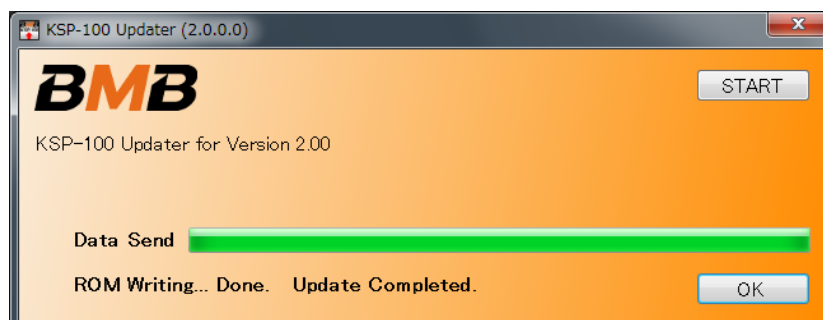


6. Screen is displayed below when you start KSP-100\_Update.exe of PC



7. Then click [START] to begin update

8. Screen is displayed below when System Update is completed



9. LCD screen of KSP-100 will display the following

```
SYSTEM EP411
-----
LDR: 0000
UPD: 1.00/0000
APP: 1.00/0000

UPDATE COMPLETE
Rx 000000 byte
```

10. Turn off KSP-100 Power

11. Turn on "KSP-100" and check the Version. "MIC" + "MUSIC" Buttons Push SYSTEM MEMU to Information "Version 2.01"

```
SYSTEM
-----
▼Echo Save
▼Echo Erase
▼Remote Setting
▼Factory Reset
▼Information
```

```
Information
-----
Version: 2.01
Serial No.: ABCDEFG
```

12. After checking new version Factory Reset check "all#" then "enter" to complete installation

```
Factory Reset
-----
Factory Reset : [all]
[ENTER]:OK
[EXIT]:Cancel
```

```
Factory Reset
-----
Are you sure ?
[ENTER]:OK
[EXIT]:Cancel
```

```
Factory Reset
-----
Completed!
```